



[pfeifergroup.com](http://pfeifergroup.com)



*Formwork*

# Shuttering panels

# FACTS

---



## *Capacity & capability*

The Pfeifer shuttering panels are being produced according to the highest quality standard at three European locations. With a production capacity of approximately 7 million m<sup>2</sup>, we are one of Europe's leading manufacturers. All types of shuttering panels are continuously in stock for optimized and short notice service for our customers.

## *Quality*

Our internal quality control system ensures compliance with our high standards of quality.

## *Environment*

We harvest our timber from sustainably managed forests. The use of wood binds the harmful greenhouse-gas CO<sub>2</sub> long term and thus has a strong emission-reducing effect.

## *Logistics*

Our products are available in more than 75 countries around the world, and we therefore have a well-established logistical network.



# PHILOSOPHY


---

*Shuttering panels have a long tradition in structured construction. The Pfeifer Group started producing shuttering panels in 1971. The possible applications range from slab formwork to wall, bridge and tunnel formwork, as well as working platforms. Our product range includes shuttering panels between 21 and 27 mm, and solid wood panels with 20 mm.*



# SHUTTERING PANELS

---



## *Features*

- ≡ Wood type: spruce / fir
- ≡ Exact fit and inherently stable
- ≡ Time and cost effective processing
- ≡ Long life span with proper treatment guaranteed
- ≡ Durable melamine resin surface treatment
- ≡ Suitable for site use and stacking with supporting timber
- ≡ Water & weather resistant in accordance with EN 13353 (SWP/3)
- ≡ Produced in accordance with Austrian standard B 3023 three-ply concrete formwork panels
- ≡ Light weight



Promoting sustainable  
forest management  
[www.pefc.de](http://www.pefc.de)



The mark of  
responsible forestry  
FSC® C019641



# FORMATS

## Shuttering panels (21) without edge protection

- Thickness: 21 mm
- Width: 500 mm
- Lengths: 1500 / 2000 / 2500 mm



## Shuttering panels (21) with edge protection


Small formats with steel edge protectors

- Thickness: 21 mm
- Width: 500 mm
- Lengths: 1500 / 2000 / 2500 mm



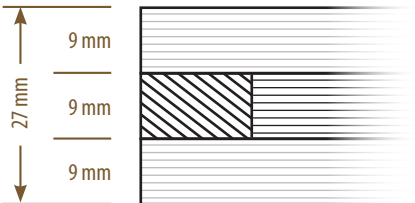
## Shuttering panels (27) without edge band (on request)

- Thickness: 27 mm
- Width: 500 mm
- Lengths: 1500 / 2000 / 2500 / 3000 mm



## Shuttering panels (27) with edge band

- Thickness: 27 mm
- Width: 500 mm
- Lengths: 1000 / 1500 / 1970 / 2000 / 2500 / 3000 mm



## Shuttering panels (27) Large formats

- Thickness: 27 mm
- Width: 1000 / 2000 mm
- Lengths: 1000 / 2000 / 2500 / 3000 / 4000 / 5000 mm



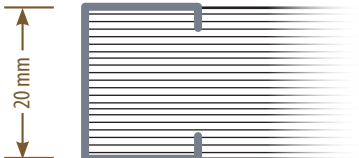
## Formwork (27)

- Thickness: 27 mm
- Width: 200 / 250 / 300 / 350 / 400 / 450 mm
- Lengths: 3000 mm



## Solid wood panels C20 with edge protection

- Thickness: 20 mm
- Width: 500 mm
- Lengths: 1500 / 2000 mm






PFEIFER TIMBER GMBH

Fabrikstraße 54 · A-6460 Imst

Tel.: +43 5412 6960 0

Fax: +43 5412 6960 200

info@pfeifergroup.com



Sawn timber

Solid wood panels

Glulam

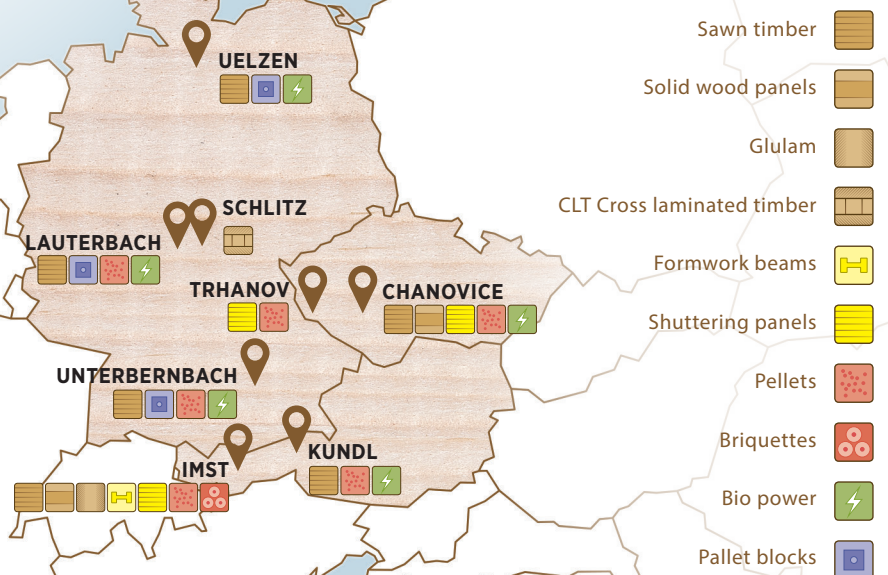
CLT Cross laminated  
timber

Formwork beams  
Shuttering panels

Pellets  
Briquettes

Pallet blocks

*At the heart of Europe*  
**AND THE WORLD**



pfeifergroup.com